

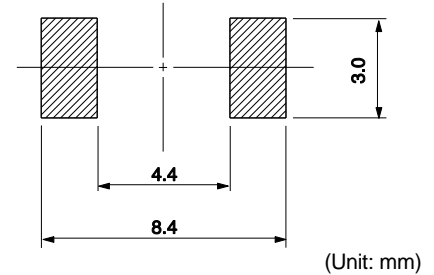
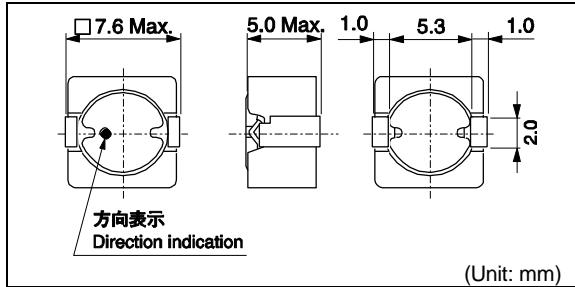
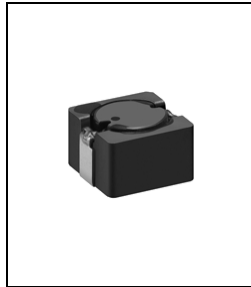
DS75LC

Inductance Range: 4.7~33μH



Recommended patterns

推荐焊盘尺寸



FEATURES 特点

- 7.6 mm Max. square and 5.0 mm Max. height.
- Magnetically shielded construction and low DC resistance.
- Suitable for large currents.
- High sound quality, Low distortion.
- 最大7.6平方毫米、最高5.0毫米。
- 闭磁路构造、低直流电阻
- 适用于大电流
- 低失真度、高音质

STANDARD PART NUMBERS 标准零件号码

TYPE DS75LC (Quantity/reel; 1000 PCS)

零件号码	电感值 ⁽¹⁾	公差	最大直流电阻 ⁽²⁾	最大电感值减小电流 ⁽³⁾	最大温度上升电流 ⁽³⁾
Part Number	Inductance ⁽¹⁾ (μH)	Tolerance (%)	DC Resistance ⁽²⁾ (mΩ) Max.(Typ.)	Inductance Decrease Current ⁽³⁾ (A) Max. (Typ.) $\frac{\Delta L}{L} = 30\%$	Temperature Rise Current ⁽³⁾ $\Delta T = 40^\circ C$ (A) Max. (Typ.)
B1047DS-4R7N=P3	4.7	± 30	42(35)	5.3(7.1)	3.3(3.9)
B1047DS-100M=P3	10	± 20	59(49)	3.8(5.0)	2.6(3.0)
B1047DS-150M=P3	15	± 20	85(66)	2.9(4.0)	2.1(2.5)
B1047DS-180M=P3	18	± 20	110(91)	2.65(3.56)	1.7(2.0)
B1047DS-220M=P3	22	± 20	150(125)	2.40(3.21)	1.5(1.8)
B1047DS-330M=P3	33	± 20	220(181)	1.95(2.65)	1.2(1.46)

- (1) Inductance is measured with a LCR meter 4284A(Agilent Technologies) or equivalent. Test frequency at 100kHz
- (2) DC resistance is measured with 34420A (Agilent Technologies) or 3541(HIOKI). (Reference ambient temperature 25°C)
- (3) Maximum allowable DC current is that which causes a 30 % inductance reduction from the initial value, or coil temperature to rise by 40°C, whichever is smaller. (Reference ambient temperature 20°C)

- (1) LCR仪表4284A (Agilent技术)或者功能相同的仪器在100kHz下测试电感值。
- (2) 通过数码万用表34420A (Agilent技术) 或者3541(HIOKI)测试直流电阻。(环境温度为25°C)
- (3) 允许最大直流电的范围是以下两者中比较小的一个: 引起电感值从最初值降低30%, 或者线圈温度升高40°C。(参考周围环境温度20°C)。